



CZECHOUT

Journal of The Czechoslovak Philatelic Society of Great Britain
[Founded 1953]

September 1994

ISSN 0142-3525

Whole No. 76 Vol.12 No.3
Copyright 1994 CPSGB

Editor: Colin W Spong FRPS,L
Technical Production: W A Page FRPS,L

NEWS & NOTICES

Vol. 12/3	CONTENTS	September 1994
	Editorial	53
	News and Notices	54
	Censor Marking 1921-22	57
	Forgeries of Provisional Newspaper Labels	58
	Slovak Tribute to the International Red Cross	59
	Security and Insurance for Collectables	60
	What, When, Where?	61
	Praha Philatelic Counter	69
	New Issues (Czech)	70
	New Issues (Slovak)	73

EDITORIAL

It is with a tinge of sadness that I write this editorial, but also with a tinge of pleasure that I was asked to do so.

Readers will already be aware that our retiring editor has handed over to a new editor - well, not exactly new for Colin Spong FRPS,L has already held this office, amongst others in the Society.

Alan Knight was however pushed in at the deep-end from the first CZECHOUT of 1987, all 30 issues ago ! No small effort, and we owe Alan a great debt of gratitude, not only for maintaining unbroken continuity, but for the way in which he has developed the journal to a very high standard. This is borne out not only in awards at National and International level over the past few years, but in praiseworthy correspondence following his wish to "retire".

On a more personal note and as the "Technical Production" part of the team, it has been a pleasure working with Alan - what more can I say, other than a big THANK YOU on behalf of us all and wish him many happy hours with his new found leisure time. >

Our new editor Colin Spong FRPS,L really needs little introduction, having been involved on the editorial side of the Society, either jointly or in his own right as far back as 1978. We are grateful for his agreement to take over from Alan and hope that all members will give him the support he needs in maintaining the high standard of CZECHOUT.

Over the past couple of years the flow of material has dwindled, making the editor's task even more difficult to achieve a well-balanced content. Thus in welcoming Colin to the fold, may I say PLEASE - get those pens, typewriters, PC's, WP's etc. busy. No ! it hasn't all been written before - there's often a new approach to a "well-worn subject".

W.A. Page FRPS,L
Vice-Chairman

NEWS & NOTICES

Meeting of Saturday June 18 1994

The Chairman, Mr. Wm. Dawson, welcomed 18 members and acknowledged the four apologies for absence. The Chairman presented Competition certificates to those who were successful in the recent Competitions. A special presentation of a crystal bowl was made to Mr. Alan Knight, retiring Editor of Czechout, to mark the appreciation of the Committee and Members for the work he has put into Czechout during the past eight years. Mr Colin Spong was welcomed on to the Committee as the new editor and he was thanked from the Chair for stepping in at short notice. Eight new applications for membership were announced by the Hon. Secretary, Mrs. D.Y. Gren, and after the meeting endorsed their applications, the following were accepted into Society membership. We wish them a long and happy stay with us.

Robert Boundy of Sydney, Australia,
Ctibor Sobotka of Munich, Germany,
David Sharpe of Wakefield, Yorks,
Kenneth Howes of Leighton Buzzard, Beds,
Fumikazu Shimizu of Kawasaki, Japan,
Ludvic Svoboda of Aurora, U.S.A.,
Margaret Hicks of Birmingham,
John Millar, Bristol.

The Chairman then introduced the following displays by members:-

Rex Dixon	- Bohemia and Moravia 1939.
Ernst Gorge	- Scout Issue and Revolutionary Issues of 1918.
Alec Page	- Unadopted Essays and Costumes on postcards.
Alan Knight	- WW1 Czech Connection.
Colin Smith	- Prague Castle and Bratislava Miniature Sheets.
Colin Spong	- Slovakia.
Brian Day	- Czech Army in Siberia.
Bill Dawson	- Pot Pourri.

Later members adjourned to a local hostelry for a meal, during which the Chairman, Mr. Wm. Dawson thanked Brian and Betty Day for hosting such an enjoyable meeting and for allowing members to use their home.

Autumn Meeting: Saturday September 10 1994 at 2.00pm.

Please note that there will be an E.G.M. promptly at 2.00pm as per agenda sent out with Czechout 2/94. The display by Mr. Roy A. Dehn, FRPS,L on 1919 Overprints [on A-H stamps] will follow immediately afterwards. There is another function following our meeting, so that we have to finish by 4.30pm.

Regional Meeting

A Regional meeting of the Society will take place at the annual fair of the Leeds Philatelic Society on Saturday November 26 1994 from 12.00 noon to 2.00 p.m.

The meeting will be informal with members' short displays. Snacks and drinks will be available. The fair will have approximately 40 dealers in attendance; additionally, four other specialist societies will be holding meetings at the Fair. We look forward to meeting members who are unable to attend the meetings of the Society in the South. For further information contact Yvonne Wheatley on 0532 601978.

This inset map shows the location of Pudsey Civic Hall in relation to Harrogate, Leeds Bradford Airport, and the A63/A6120 roundabout. It also marks the National Breakdown HQ, Bradford M606/M62, and Pudsey Town Centre.

HOW TO FIND US

This main map shows the Leeds Centre area, including Pudsey Civic Hall, Leeds Ring Road, and surrounding roads like A62, A647, and M62. It also indicates landmarks like the Leeds Civic Centre and Marks & Spencer.

LEEDS CENTRE
at
PUDSEY CIVIC HALL

PUDSEY CIVIC HALL is situated on the western edge of the Leeds ring road, close to the roundabout where the A647 leaves the ring road for Bradford. The new Asda and M+S superstores and the National Breakdown H.Q. are well known landmarks close to us. We are signposted on all approaches to the roundabout. Visitors approaching from the south should ignore signs for Pudsey and stay on the ring road, we are not in Pudsey Town centre. There is ample car parking at the hall. New Pudsey railway station is 2 minutes walk away.

Obituary

William Stuart Clark We regret to report the passing of Founder Member Stuart Clark on December 16 1993. He was a staff member of Waterlow's at their City of London premises, and his neat handwriting developed from the printing trade. Stuart's main interest was Czechoslovakia, and he was in close contact with J. Tauber, the stamp dealer in nearby New Broad St, from whom he received all the Czech bulletins and other literature. A member of Vincent Jourdan's Czech Exchange Club, he formally joined the reformed CPSGB on January 30 1954, following George Pearson's display at the Royal Philatelic Society, London, taking part in the meeting that followed of like-minded enthusiasts. >

Stuart served on the Committee of the Society from 1955 to 1961, and attended the 1974 Worthing Exhibition. He was also a member of the Junior Philatelic Society [now the National Philatelic Society] for over 60 years, where I believe he may have held office some time. In November 1944 he joined the Kingston Upon Thames & District Philatelic Society, becoming a Honorary Member and past President [1952], a most active member until about seven years ago when his health began to fail. He was also adept at photography which he applied to philately in photographing buildings and scenes all over Europe which were depicted on stamps. He also actively encouraged young people to take an interest in our hobby and will be much missed.

C.W.S.

Mr. L.W. James We have also received the sad news of the passing of member Mr. L.W. James of Axminster on January 16 1994. He joined the Society on 12.8.1974 and attended a number of meetings in the 70's, until moving to Devon.

D.Y.G.

Peter Walsham Jim Ansell writes of the death of his good friend and fellow member, Peter Walsham, while on holiday in Cornwall on the 13th July. Peter had retired from the Post Office some years ago. Since then he had been active in participating in pre-retirement courses, his local church, Probus, and furthering his main interest, philately, particularly Indian airmails (he made a visit to India recently) and Czechoslovakia to 1945.

Peter was a member of several Societies as well as our own. B.A.C., Bristol Woodlands, The India Study Circle and Bristol Philatelic Society, of which he was a past-president. He had given many displays in the West Country and South Wales and will be greatly missed.

J.J.A.

Henri Arie Trul A correspondent and member of the Continental Czech Philatelic Societies - Henri Arie Trul of Dronrijp, Netherlands passed away on July 21 1994. He collected mainly Slovakia & Gt Britain. By profession a school teacher, Henri formed many Stamp Clubs, greatly encouraging young people to participate in stamp exhibitions, with many successes at local and national events.

C.W.S.

+May they rest in peace.

Midpex 1995

The June issue of *ABPS NEWS* [Official Newsletter of the Association of British Philatelic Societies], contains details of the above forthcoming exhibition for National/Specialist Societies to take place at the Midlands Sports Centre for the Disabled, Tile Hill, near Coventry on Saturday June 10 1995. To date some 25 societies have confirmed table and frame space, and they will be able to display their stamps, literature etc. for the benefit of those attending the Exhibition. There is also the opportunity for members of Committees to share news and experiences within the congenial atmosphere of a stamp day out! There will also be dealers, many targeted to the participating fields of collecting. This matter is to be discussed at our next Society meeting in September, as to whether we should accept the invitation and participate, so perhaps you would let the Secretary have your views.

This exhibition was proposed by the Hungarian Philatelic Society of G.B. based upon their experience in holding combined meetings with this society and the Austrian Stamp Club. This idea has been warmly endorsed by the ABPS, and their Executive and Council members are taking the message of MIDPEX up and down the country between now and next June. It has also received the blessing and active support of the Midlands Federation. In fact the choice of venue is ideal because societies from both the North and South can easily attend. It has abundant free car parking, Tile Hill Station on the main Euston to Birmingham line is close by, and all the main Midlands motorways and trunk routes are close at hand. Finally there are good and inexpensive catering facilities.

CENSOR MARKING 1921-22

Slovakia post WW1

- Tom Morovics -

Translated by V.J.Králíček



With this article I would like to link up with Dr. Hallona's articles in Filatelie 1981/9/273 and 1984/9/269 and add my own findings. The research of these censor markings has so far not been worked out and it is a somewhat complicated subject, in that at the same time as the Military Censorship was in being so was the Civilian Censorship, and in the majority of cases it is not possible to differentiate them from each other from only the printing of the Censor mark. At least, not so far. I therefore propose to introduce a method of differentiating the censor marks by comparing the type of lettering they use. In order to do so, I have divided the Censor marks into two main groups. They are, Group M - medieval lettering and Group G - Grotesque.

Medieval lettering emphasises the difference between thin and shaded lines, in which it is nearer to the Roman lettering, but its chief characteristic is, that with rounded letters the shading is oblique and the axial strengthening of the rounded forms is inclined. The letter heels have varied shapes and the crossovers are frequently rounded (Fig.1).

The characteristic of the grotesque lettering is the even width of the line, without the shading and letters heels (Fig.2).

Fig.3 shows the Censor marks in my collection, for which I propose to introduce the references as given in the table below.

Note:- with censor mark G1 the print is not legible, the word CENZUROVANE has probably an accented letter É at the end.

MEDIEVAL  ①	③ M.1 Censurováno M.2 CENSUROVÁNO M.3 CENZUROVÁNO	GROTESQUE  ②
	G.1 <u>CENZUROVANE'</u> G.2 <u>ÚRADNE OTVORENÉ!</u>	

In my article, I have endeavoured to bring together my own findings regarding the specification of the individual censor marks. The following table does not, for certain, show all the existing censor marks as it would be necessary to examine contemporary documents in order to complete the data. This would help us to obtain a complete picture of this interesting subject. >

Designation	Inscription	Dim. in cm.	Colour	Date on cover	Remarks
M1	Censurováno	5.3 x 0.8	? red	10.5.21 21.5.22	see Fil 1981/9
M2	CENSUROVÁNO	5.3 x 0.6	Violet	2.6.21	
M3	CENZUROVÁNO	5.3 x 0.6	Violet Violet red Violet	8.2.22 20.2.22 13.4.22 12.5.22	see Fil. 1984/9
Slovak language					
G1	CENZUROVÁNE	5.1 x 0.6	Violet red	14.5.21 16.3.22	
G2	ÚRADNE CTVORENÉ	5.8 x 0.6	Violet	14.5.21	
G3	VOJENSKÝM ÚŘADEM CTEVŘENO	? ?	? ?	? ?	see Fil. 1981/9

Reference: Tomás Morovics č/en KMF 56.49 (Klub Moravských Filatelistů)

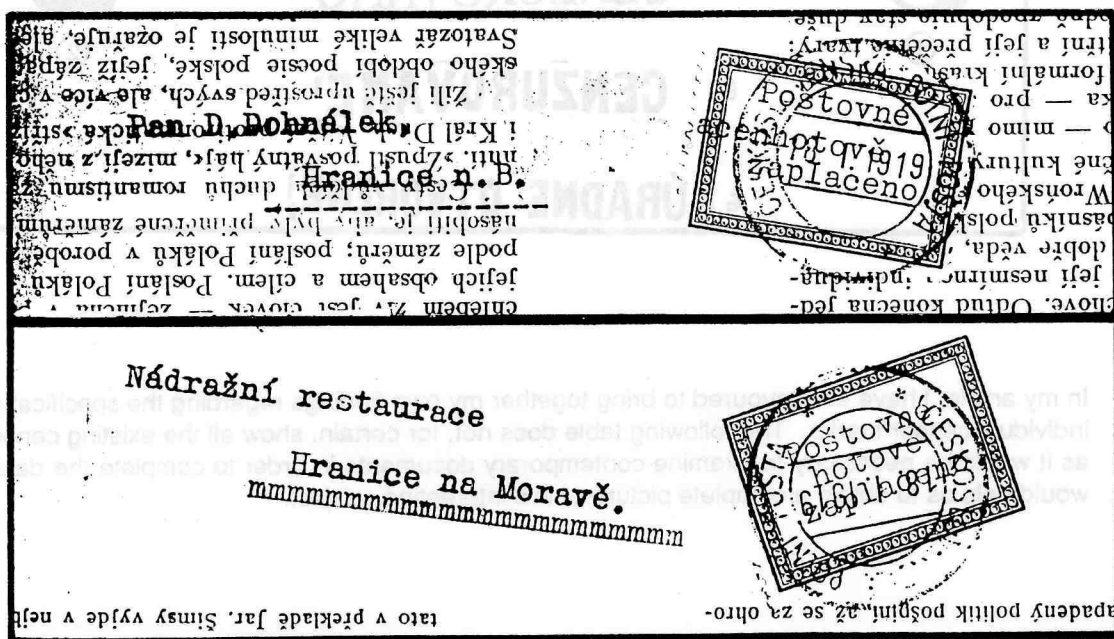
FORGERIES OF PROVISIONAL NEWSPAPER LABELS

Stamps

- Tom Morovics -

Translated by V.J.Králíček

The provisional newspaper labels used by the various newspapers and magazines during the first year of the Czechoslovak Republic are much sought after, particularly if they are still attached to the address wrapper. In view of the fact that these are so scarce there is, naturally, a constant demand for them. It is therefore not surprising that forgers have directed their activities towards them. In this article I would like to warn collectors about some simple forgeries which appeared on our philatelic market a few years ago, and have now resurfaced in substantially larger quantities. It concerns newspaper wrappers with the address typed via "copying" paper on to a transparent white paper and addressed mainly to towns in Moravia. The provisional newspaper labels are perforated and printed in blue on white paper. The text "Poštovné hotové zapláceno" is typed directly on to the labels with the same typewriter. Labels are handstamped with the "Československá poľní pošta", which is also forged. Examples, which I have seen are dated 18.1.1919. It is, of course, unnecessary to emphasise that the combination of newspaper labels and the Field Post cancellations are suspect. The forgeries belong to the less important label but it is nevertheless necessary to make collectors aware of them.




Thematics

SLOVAK TRIBUTE TO THE
INTERNATIONAL RED CROSS

A.J. Knight

On 15th November 1993, the Slovak postal authority issued a special 3Sk stamp honouring the Slovak Red Cross Society. This was the state's first 'Red Cross' issue, although a semi-postal stamp appeared in Slovakia during the war years - on 8.2.1943.



The Red Cross was originally founded in Switzerland following the signing of the Geneva Convention of 1864, one of the finest of all international Agreements ever signed. It was a Swiss, one Henry Dunant who really started a society to help victims of war. He was Geneva born and as a result of that, it was Geneva that was to be the base for what was eventually to become an international association of many countries. They proceeded to form the International Red Cross, to be controlled in neutral Switzerland under the guidance of the Geneva-based International Committee of the Red Cross. It was after the end of the Great war of 1914-1918 that all Red Cross Societies agreed to work together in peacetime as well as in times of war. That agreement was signed in 1919. Great Britain was an early member of the I.C.R.C.

It was in **Birmingham** (G.B.) that the latest International Congress of the I.C.R.C. was

held from 28th October 1993 and this Slovakian souvenir sheet makes a note of the fact. It also pays tribute to the 1.12.1919 meeting already referred to above.

The sheet carries a blockx4 of the Slovak stamp of 15.11.1993, the emblem of the Slovak Red Cross Society and facsimile signatures of its officials in Bratislava. The stamps are cancelled by BRATISLAVA 1 with reference to their own national congress held between November-December of that year.

The sheet measures 148 x 210mm. and is printed in red and black. This sheet was a private issue and not on general release by the Slovak Post Office.

SECURITY AND INSURANCE FOR COLLECTABLES
or HOW TO LOOK AFTER YOUR STAMP COLLECTION

- J. Barry Horne -

Security is a state of mind. You have to realise that not everyone is as honest as yourself; ask yourself how various documents with postal markings have got out from museums; how flaws and varieties have got out from Security printers; and why there are thefts of stamps from dealers at Fairs etc.

Having accepted that there are dishonest folk about, we have to take steps to prepare ourselves against loss. A collection is a personal thing, often containing items that while not unique in themselves do have a great sentimental value. Treat it as an object of value and accord it the respect and security it deserves. It will cost very little to buy good quality leaves to mount your stamps and covers. The paper should be of conservation quality, wood free, acid free, and sulphur free. Good hinges should be used and only the best mounting corners. Beware of the plastic self-adhesive type which leach into the paper, stamps and covers and slip when stored vertically, the correct way. We have all seen collections that have been stored horizontally and have the stamps stuck to the page. Can I also suggest that should you be a smoker, that you do not smoke and handle stamps at the same time, for there is both a danger from the smoke affecting the stamps and from sparks causing damage. I have seen several collections spoilt from bits of tobacco being pushed on to the face of stamps and causing discolouration, It is important that air is allowed to get to the pages and the items set upon them, so do not put your albums in metal boxes, sealing them away, unless you are prepared to have them out regularly at least every four to six months and let the air get to every page of every album or stockbook. It is far better to store your albums on open shelves, and for security do not put country names etc. on the spines, rather use an alphabetic/numerical code to confuse the casual person who might be there under false pretences. Use a letter for each Country or collecting interest and then below use a number from 1 for each album or use a letter plus number from 1. If you only, say, collect mint stamps then use numbers only. However if you have a specialised collection and keep various issues in separate sections then a letter and number makes more sense.

The next step is, of course, to think about insurance for the collection and it is far better to get specialist cover, and also often far cheaper, than to insure the collection with the house contents. The scheme I run offers All Risks cover with no excess and covers the collection not only in the house but also while accompanied or while on exhibition anywhere in the UK. Cost starts at £5,000 cover from £20 pa. You do not have to get your collection valued, your own assessment will be accepted. I only need a list of single items, pairs, blocks, covers etc. if they are over £1,000 in value when they will be scheduled and included in the value declared.

Physical protection is always needed, one cannot be too careful, and so I suggest a minimum of a good 5 lever mortise dead lock on the final exit door, and either the same on other external doors, or key operated mortise bolts fitted top and bottom of the non final exist doors, It is also wise to fit window locks, and with that level of security you can normally get a reduction in your house contents premium. I will cover a stamp collection of up to £25,000 in most areas with this level of security and can also go much higher if needed with little extra security. It does often pay to speak to me before spending out a small fortune on alarms and safes that may not be needed or are not quite right for the situation and may need changing or altering.

Valuation of a collection can be a problem so I cover for 100% of Gibbons catalogue or of any other catalogue you care to use, such as Michel, Facit, etc., or even using a dealer's selling list. If your collection is of Postal History material then Auction catalogues with prices realised would be a better guide. The cover is based on replacement in case of loss. Valuations are not required and with a single £1,000 single item limit you only need to list items over that amount if you want them covered>

for more. It is advisable that for all purchases over £100 you get a receipt or invoice, and it always helps should you have to make a claim if you have a marked catalogue or another list to find out what material you have lost. Remember that the onus of proving loss is upon you, as with any insurance claim. A photocopy of unusual items can often be made and it should be kept apart from the collection rather than tucked into the protector holding the item! Certainly with postal history material you then have something upon which a reasonable estimate can be given as to its worth.

We have all made good purchases from time to time, perhaps paying for the common item and then later finding it to be the scarce perforation or watermark, or perhaps a little known postmark that you discover. When this happens the value is much more than the original cost and the insurable value is at replacement and not what it cost you.

The value of a collection varies depending upon the reason for the valuation. Insurable value will usually be the highest since it is the cost of replacement and what you have to pay to get all the items you have lost. Selling a collection is a different matter for not everyone will want a collection formed and containing what you have collected. It may be that the dealer you offer it to has already got most of the material in stock and thus does not want to tie up further capital to have it lying about on his shelves rather than earning him money. Auction can often provide a way out but remember dealers are also likely to buy at auction and depending on the way they trade they may buy at 10% of catalogue value. If you find a dealer who has a ready sale for your material you may be able to get a much better price, say 25/30% of catalogue value.

I hope that this short article has helped to answer a few of the problems that have been put to me from time to time and shown that it need not cost a lot to arrange both good insurance and security. Remember that while creating security for your collection you are also making it harder for the thief to get into your house for the items he is looking for - i.e. money, TV's, videos etc. Always lock your doors when you got out, even if for only a few minutes. Do not leave keys in doors, but keep them on your person or in a secure place. Do not talk about values or even collections (other than in general terms) when in public and among strangers, for you never know who may be listening. Try to store stamps away from sunlight and heat and also away from being seen from doors or windows. These may seem small things but are all helpful towards the security of your collection.

"WHAT?, WHEN?, WHERE?"

- Members' Queries -

Another selection, together with some answers, for which we are sure our inquirers will be grateful; the answers first. Several very interesting replies have been received in response to Clyde Ziegler's two queries.

From Vladimír Králíček:

On the first question, the Braille Post, a translation of the relevant section from the Ceskoslovenská Filatelie PRAGA 88 (green book) Philatelic Terminology (page 194 "Slepecký tisk") is set out below:

Slepecký tisk. Zvláštu sazba. = Braille Post. Special Tariff. Zdarma = Free of Charge.

Type of letter consignment containing news and books printed in braille characters, sound recordings between blind person, etc. Presently free of all postal charges with the exception of airmail surcharge; during the pre-war years carried at a reduced rate. Preserved entires can be considered as exceptionally rare. >

The printed heading on Clyde's cover translates as follows:

DEYLUV INSTITUTE FOR THE BLIND
(Provincial Association for the Education and Welfare of Blind in Bohemia)
IN PRAG III., NALTÉZKÉ NÁMĚSTÍ 14

From the above information my guess would be that the cover is a "Printed Matter" one and not a Braille post.

From John Whiteside:

Re the first query from Clyde Ziegler in the June Czechout. I would think that the cover he illustrates is an ordinary printed matter cover (addressed to a firm of timber merchants). I believe the word "Zdarma" may be printed on the envelope, because the National Institute for the Blind may have had free privilege for particular categories of correspondence.

The "Blind Post" rate existed in Czechoslovakia pre-1939. It is rather more specific and relates to the carriage of material printed in Braille. The German term "Blindenschriftsendungen" expresses it neatly.

Immediately prior to the 1939 war the Czech rates were:-

Up to 100g. - 5h. ; 100-1000g - 15h. ; 1000-2000g - 30h. ; 2000-5000g - 75h.

In Slovakia, the rates continued at this level until 8th Dec. 1940, when the upper weight limit was extended: 5000-7000g - 1k.

From 1st Sept 1942, the rates were lowered to:-

Up to 1000g - 10h. ; 1000-7000g - 25h.

In Bohemia and Moravia, the Czech rates continued in use to 30th Sept. 1940. They then became 30h. for up to 5000g, thus the equivalent of the German rate of 3pf.

Mr. Ziegler's other item sounds to be an item (or part) sent at this rate.

Re the second query from Clyde Ziegler.

From Rex Dixon:

Clyde is right when he says that the "Aus dem Briefkasten" cachet is used in controlling mail to overseas during the war, but it also had a much longer and older usage. If a letter requiring special service, such as registration or express, was posted in a postbox rather than over the counter, the cachet was applied to indicate this method of posting. It was applied by a post office proud of its service quality to act as a kind of disclaimer - the letter could not start to receive special treatment until after it has been collected from the postbox.

From John Whiteside:

This query from Clyde Ziegler is most interesting. The overpayment, as Mr. Ziegler assumes, probably results from it being the nearest the sender could get to the correct rate with the stamps he had available and then, rather unusually, he posted it in a letter-box. It received the bilingual cachet>

"From the letter-box" to show this origin rather than the more usual method of handing it in over the counter. Similar "out of course" items so received, such as registered, pneumatic and air mail were similarly cacheted.

I have not heard of the use of this cachet described by Mr. Ziegler, though it is quite possible if Bohemia and Moravia had issued a similar order to that of Slovakia of Sept. 1939 that all mail to foreign destinations should be handed in unsealed at the post office counter. However, this would not, I think, have applied to mail to Germany and Austria.

The interest of the item occurs on arrival, where it had two transits through the Vienna pneumatic system. It was usual with incoming airmail or express mail to use the system, without charge, to expedite such mail.

It arrived at WIEN 77, the Ost- or Staatsbahnhof, having travelled from Prague via Brno and Breclav. It was placed in the pneumatic system at 7.40 to go to WIEN 89 in district 13 (Hietzing) arriving at 8.20. Hence the "89" at front top left.

When the Express Messenger delivered it, he was told the addressee was away and it was readdressed to Wiesenhof, Mieders, Stubaital. Mieders is a small place in the Stubaital, 11 miles SSW of Innsbruck. Wiesenhof is probably the name of a hotel or guest-house. The messenger then took it back to WIEN 89. The next two datestamps are a bit more difficult as one is not clear and one of the two has a wrong hour figure.

The letter was sent from WIEN 89 to WIEN 57 (apparently), which appears to be logical as this was an important suburban office in district 6, between Hietzing and the city centre. It received a datestamp timed at 20.10 and was placed in the tube to go to WIEN 101 (the Westbahnhof), where it would be put on the train to Innsbruck. The old pneumatic station number 89 was crossed out and 101 substituted. But the WIEN 101 arrival is timed at 19.40. Such a double transit is fairly unusual.

The inscription on the back reads "GRUSS.KUSS.MUTTI.und dank für Brief!" = Greet and kiss mother and thanks for the letter".

Re the David Miles' query

From John Whiteside:

The upper stamp - SLOVENSKÁ POSTA and shield overprint is from the so-called "Jehlička" series. I have found two references to it, firstly in the 1933 edition of the Ekstein catalogue, which lists the overprint as occurring on:- Harvesters 5f., 15f.; Emperor Karl 10f., 20f. with overprints in black, red or blue. Additionally, others are known - Harvesters 2f., 3f., Karl 25f. and Parliament 50f., 1K. - colours not specified.

The second reference is in "Československé známky" by Hirsch and Franěk, 1935. They are described as "Tendenční známky" = propaganda stamps. They were commissioned in Budapest by a Father Jehlička for no other purpose than to be distributed in Slovakia for propaganda purposes. They list items as follows:- 5f., 15f. Harvesters; 10f., 20f. Karl overprinted in black, the 5f., 10f., 20f. also in blue and the 15f. in red. Additionally, 2f., 3f. Harvesters, 25f. Karl and 80f., 1k. Parliament.

They further state that the greater part of the printing was confiscated and burnt. It seems that the condemnation in Hirsch and Franěk may have had effect, as I have been unable to find reference to them in more modern literature. 5 of the remaining 6 stamps are listed in "Speciální Příručka pro Sběratele "Československých Známeč" by Ladislav Novotný, 1970 on pp. 448/9 as provisional postage due stamps used in Jan. 1919 at Ersékujvár (Nové Zámky). Novotný's full listing is:- >

FRANKO 20 on 2h. newspaper; PORTO on 5f. ; 5 PORTO on 2f. and 3f. ;
10 PORTO on 2f. and 5f. ; PORTO 10 PORTO on 2f. ; 20 PORTO on 15f., both white and
coloured figures.

Of David's illustrations, only the 20 FRANKO on 15f. is not listed, but of course it is intended as a
postage, rather than a postage due stamp.

I suspect, as David might agree, that, in mint condition, they must be treated with some suspicion, as
with the plethora of "Porto" overprints on Hungarian stamps occurring in Hungary itself.

From James Ansell:


Recent Czech stamp packets have contained a large amount of very interesting postal history
material. A few months ago I bought two postcards dated 8.6.47 (one reversed showing picture side)
for the reason that they were obviously subject related and both, in addition to the stamps, had
commemorative labels. I believe the cards commemorate the 50th anniversary of the Czech National
Socialist Party. Reference to Encyclopaedia Britannica revealed that this Party had been founded in
1897 by Vaclav Klofac but so far I have been unable to track down any further information. The
postmark however raised another question, what does "AUTOPOSTA" mean?



A few weeks later in another packet I obtained a postal stationery card illustrating AUTOPOSTA which appears to be a mobile post office. The card also has a special postmark possibly indicating that it was franked on the vehicle.

I have been unable to find any information in Czechout or any likely source in the Society library. Perhaps someone in the Society can help.

The AUTOPOSTA card is dated 27.6.38 whilst the two other cards are both 8.6.47. Did the AUTOPOSTA service continue throughout the intervening period and how long did it continue?



To summarise therefore, can anyone help with the following:

Information on AUTOPOSTA

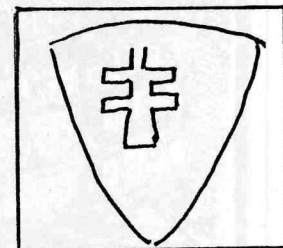
Information on the Czech National Socialist Party, the labels, the significance of the hammer and feather, where is the monument and who are the personalities.

From Brian Day:

When in Budapest last year we visited the Church of St. Matthias where the Kings of Hungary were crowned and the illustrated shield is accredited to King Bela IV, 1235-1270. The only other information I have is as follows:

1254 Czech Přemysl Otakar II wars with King Bela of Hungary.
1260 July 12 - Otakar defeats Bela of Hungary in a classical battle of iron-clad knights.

If the Cross of Lorraine first appeared in 1429, it seems that it was a copy. I too have often wondered where the Slovaks got it from and from which source did it come. Is the jury still out?



>

In a note Alan reminds me that we [as a Society] have never established the origin of the Slovak Emblem of the Cross of Lorraine/Three hills design. The Double-Cross itself is seen in many countries; not only Slovakia. It has figured in Eastern Christian art since the seventh century; the Crusaders discovered it had been used on Christian monuments well before the Moslem conquest of the Holy Land, since when it has been used as a symbol of Jerusalem. Godfrey of Bouillon included it in his coat of arms, as did the Patriarchs of Jerusalem, and the King of Hungary, on his return from the crusade, whilst at the end of the 15th century the Dukes of Lorraine adopted it for their coins, and arms in memory of their ancestor Godfrey. Finally, in recent times it was used throughout Western Europe under the name of the Cross of Lorraine, especially in France.
 The Editor.

From Robert Hill:

What a response to my question on Bařov - thanks for all the information. A photocopy of a lot I recently acquired at auction is shown below. It was described thus:


Czechoslovakia - Political blue/white cartoon type pcd showing skull on gallows with knife in mouth, set of books 1938-43 sealed up with padlocks and knives on top of other 1944 and 1945 books crushing roses. Drawn by Jeník Švehla. Towards the bottom right hand corner it is signed by the artist and dated 1945. Below the name Švehla appears the numerals 28.14. The printing on the reverse shows JENÍK ŠVEHLA; Z cyklu >5 roků za mřížemi<. Towards the base of the reverse the initials VKVK (or I suppose KVKV) appear in a pattern. Also HP.

A rough translation gives the artist's name and the title "5 years behind bars".

My questions are:


Is the artist known?
 Why was the card produced?

Is the interpretation right?
 Are there other similar cards in a series?



From J Barry Horne:

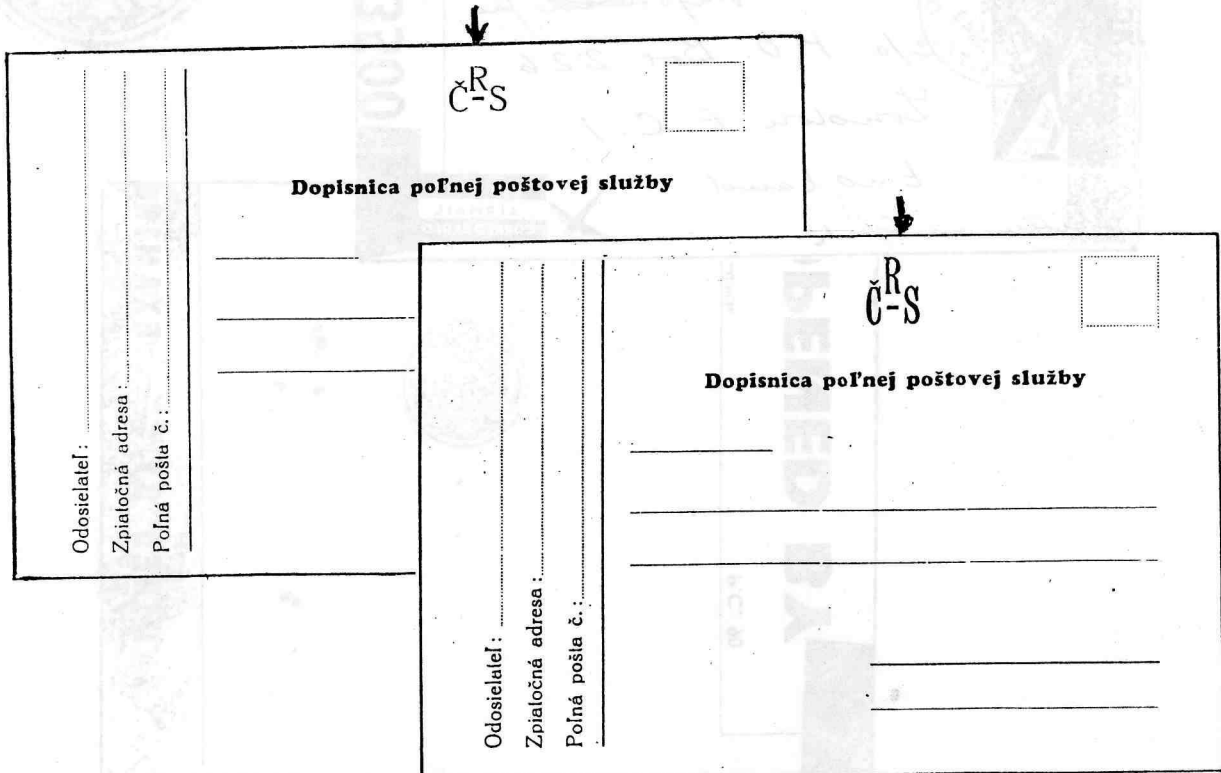
I have a small query - Photocopy of postal stationery card for October 1945 Prague welcome for General Dwight D. Eisenhower, and with his signature. Reverse of the card is blank apart from smudged strikes of "Imprime" and T...kopia" can anyone identify ?



Imprime.
T...kopia

From Tom Morovics:

I recently had the opportunity to view an interesting collection of documents relating to the Czechoslovak Army Field Post in 1938. The collection contained a large number of cards and covers, besides being a study of the various cancellers, it also included research into the different types of Field Post cards. Two cards in particular caught my attention, [illustrated below] which so far I have not seen elsewhere. They are printed in black on yellowish paper, and the text is in the Slovak language. The owner has only seen unused examples. Can any members produce evidence of postally used examples for me ?



Finally from W Alec Page:

The subject of the February meeting of the Forces Postal History Society, in London was "Free Allied Forces 1940-1945" which included a number of items from the Czechoslovak Forces.


One item in particular aroused special interest as I had not seen similar items previously, with a red cachet on the reverse with the legend "CSPP". The letter is incoming mail from New York [15th June 1943] to a Lieutenant c/o P.O.Box 226, London E.C.1, the wartime security P.O.Box allocated to the Czechoslovak Army. (The Czechoslovak Air Force had its own number - P.O.Box 281).

The arrival date of the letter on 4th July 1943 is indicated by use of the then standard Czechoslovak Field Post handstamp which was applied at Dovercourt, Essex.

The letter was twice opened for censoring. First on despatch, when it was resealed with the standard American label, and again on arrival in U.K. where the normal censor label code PC90 was used. The censor number '3500' is frequently found on mail addressed to P.O.Box 226.

The reverse of the envelope is stamped with a small red rubber stamp 'CSPP' with five-pointed stars top and bottom. The size is that of a 10p coin. The impression is poor, but the enlarged illustration, which has been considerably enhanced shows up the detail.

Is it a censor stamp ? Or what was its purpose ?



Postmarks

PRAHA PHILATELIC COUNTER


Colin Smith

I purchased the following items in May 1994, along with many other items (child in a sweetshop symptom) which may be of interest to those whom have not already come across them.

Firstly [a] the cover with the 012.HRAD postmark dated 1st January 1993, being the first day of the Czech Republic, but justifiably using in my opinion the most beautiful stamp in the world, the 20Kcs issued on 9th October 1978, as Czech Republic stamps were not available until 20th January. One postmark is in red the other cancelling the stamp in black.

Secondly [b] a presentation brochure on stiff shiny card showing the coloured crest of the Czech Republic and a pair of 2Kc stamps of President Havel. The postmark this time being Praha 012 dated 5th October 1993 (I would appreciate a translation of the wording and the significance of the dates). The brochure is folded in three leaves incorporating a coloured photograph of the President on one leaf and data in date format relating to the President on the other two leaves.

(Colin - the wording around the handstamp is "First elected President of Czech Republic 26. 1. 1993" - Editor.)



NEW ISSUES - CZECH REPUBLIC

A.J. Knight

The Ministry of Economy announces the following new issues of Czech postage stamps. We are grateful to Czech Post for this information, via its Export Dept.

DINOSAURS - The Works of Zd. Burian

1.6.1994



These stamps are based on the works of Zd. Burian (1905-1981). The originals are in the "Zd. Burian" Gallery in Dvůr Králové (2 + 3Kč) and in Anthropos (Moravian Museum) in Brno. Of special interest is that they were printed in five-colour offset by the **Victoria Security Printing a.s.** in Prague.

2Kč. *Stegosaurus unguulatus* 3Kč. *Apatosaurus excelsus*
5Kč. *Tarbosaurus bataar*

Author of the graphic designs is Oldřich Pošmurný. Design Sizes: 40x23mm. (horizontal) and 23x40mm. (vertical).

FDCs (2) - With 2 + 3Kč stamps: carries a drawing (green) of *Ceratosaurus nasicornis*.

With the 5Kč stamp there's a drawing (brown) of *Triceratops*.

Both covers' illustrations are based on Zd. Burian's pen-and-ink drawings and the special cancellations carry his facsimilie signatures. Engravings: Martin Srb.

[Stamps printed in sheets x 50]

A personal viewpoint: I feel these stamps will be very much sought after by Thematic collectors. This method of printing is a 'first' for the Czech Republic and the end results are very attractive indeed. Under magnification the detail is almost life-like and the colour mixtures are superb. The FDCs are extremely attractive, greatly enhanced by Martin Srb's exquisite engravings. The stamp paper used for this set is of superior quality, more in line with the paper used in the printing of flat-plate recess stamps and the face is in pale cream colour.

A.J.K. >

**WORLD FOOTBALL CHAMPIONSHIP
U.S.A. - 1994**



1.6.1994 8Kč. Design (30x23mm) by Ivan Strnad
Engraving by Josef Herčík.
Design: New York's Statue of Liberty.
Rotary-recess/dark-blue, yellow, red, blue photogravure
in sheets x 50 stamps. Printing: Post Printing House.

FDC: - With commemorative cancellation from Praha and carrying blue engraving of goalkeeper 'saving'. This carries the initials of both the engraver and designer (J.H. and I.S.) as mentioned above for the stamp.



FOR CHILDREN

1.6.1994 2Kč. Design (23x30mm) by Květa Pacovská
Engraving by Václav Fajt.
Design: Coloured figures in the form of colour pencils.
Printed by rotary-recess print combined with photogravure
in colours black, yellow- red, green, rose, mauve.
Stamp inscription - "Dětem" (To Children) in Czech.
Printed at the Post Printing House in Prague. Sheets x 50.

FDC: - Carries two stamps (4Kc) cancelled by suitable children's drawing.
The cover drawing is in similar form together with F D C in red.

**CENTENARY - INTERNATIONAL OLYMPIC
COMMITTEE**



15.6.1994 7Kč. Design by Jarosloav Fišer (23x40mm)
Engraving by Martin Srb.
Design: Olympic Flag with Olympic Torch and six birds.
Printed by Post Printing House, Prague in Rotary-recess
combined with photogravure in colours black, yellow, blue,
green and red. Sheets x 50 stamps.

FDC: - Carries one stamp cancelled by 5 Rings/Torch pmk
from Prague.

The cover drawing (black/blue) is of the World globe and
the five Olympic Rings. >

XIIth PAN-SOKOL RALLY 1994
- in Prague -



15.6.1994 - Designed by Zdeněk Ziegler (23x40mm)
2Kč. Engraved by Miloš Ondráček.

Subject of Stamp: The **original Prague Sokol Flag** with flying falcon ('Sokol') over a scroll/ribbon inscribed with the Czech words **Tužme se** (Let us Exercise) in blue- all against a completely red field. The original painting for this flag was by the celebrated painter Josef Mánes of 1820-1871. The special cancellation takes the form of a 22mm dia. cds (Praha 15.6.1994) in the centre of which are the letters S, O, K and L in monogram form.

FDC: - Cover carries two stamps cancelled as described above. The cover drawing is a very simple line-drawn falcon in flight with red body and blue wings.

Printing was by the Post Printing House in Prague. The FDC by flat-plate recess and the stamp by rotary-recess/photogravure in ochre, red, blue and dark-red.

Note: Again a very fine example of the best of Czech stamp printing, albeit by the usual rotary-recess method. The falcon is very finely engraved and making for (again) a very collectable item for "Sokol" enthusiasts and specialists.

U.P.U. - 120th ANNIVERSARY



3.8.1994 - Designed by Vladimír Kovářik
11Kč Engraved by Pavel Kovářik

Subject: (40x26mm) Three-pannelled coloured composition illustrating flight of postal pigeons.

Printed flat plate recess **in sheets x 8 stamps**, colours black, grey, blue, rose and red. Sheet size: 98x150mm).

FDC: One stamp with symbolic cancel from Praha. Drawing: Similar to that of the stamp with UPU - all in black outline with lavender, bluish-violet, rose and slate-lilac. The letters FDC complete the arrangement.

Next expected issues: 24.8.1994 - **Protected Songbirds** (3,5,14Kč.)

5.10.1994 - **Historic Racing Cars** (2,3,9Kč.)

REPUBLIC OF SLOVAKIA

The Ministry of Transport, Communications and Public Works announces the following New Issues of its postage stamps:

**INTERNATIONAL YEAR OF THE FAMILY
1994**



29.4.1994 3Sk. Designed by Zuzane Tóthová. Eng: Martin Činovský.
Subject: Caricature of Mother, Father and little girl with 3 hearts within design. Also shown is the special occasion emblem (a small heart within a shelter) designed by the Swiss graphic artist Catherine Littasy-Rollier. The design size is 23x30mm.
Colours: Black, blue, brown, green and magenta.
Printed rotary recess/recess: in sheets of 50 pcs.

FDC: One but no further information given for this issue.

FAMOUS PERSONALITIES



25.5.1994 8Sk. **Ján Andrej Segner**, 1704 Bratislava- 1777 Halle. Noted physicist and hydraulics engineer (noted for his so-called "Segner's Wheel": used in hydraulics) Stamp shows his image alongside a symbolic drawing.

Designed by Robert Brun and engraved by Martin Činovský (23x30mm) in cols. Venetian red and blue.

FDC: One showing a symbolic drawing representing hydraulic water-pumping.

9Sk. **Antoine de Saint-Exupéry 1900-1944.** Famous writer and aviator. Stamp shows his image and date period together with bi-plane in flight.

Designed and engraved by Martin Činovský (23x30mm). Printed rotary recess/recess in colours black, blue, brown and claret and in sheets of 50 pieces.

FDC: One showing illustrations from the subject's book "The Little Prince". Designed by Martin Činovský and engraved by František Horňák. Printed in the colours of black and red. >

"EUROPA"

JOSEF MURGAŠ - INVENTOR

27.5.1994 Designer: Dušan Grečner; Engraver: M. Činovský.
 Subject: Josef Murgáš.
 28 Sk. Printed flat plate/recess in sheets x 4 stamps.
 Colours: Black, cream and green. (26x40mm).

Stamp illustrates Murgáš together with the words "Inventor - Pioneer of Radiotelegraphy - 1864-1929. Underneath is "Europa" and a drawing of part of Murgáš's transmitting equipment.

Josef Murgáš was also a priest, as shown in his picture. The latter is based on an old photograph from his remaining archive material. The illustrated equipment formed part of Murgáš's transmitting apparatus - an electric transformer taken from the patent list awarded him by the United States. It was here that Murgáš worked for the greater part of his research period.

FDC: In two-colour recess printing from flat plates, the cover, with special cancellation, features transmitter antenna masts and a facsimile signature of Josef Murgáš.

The cancellation mark features the propagation of electromagnetic waves. The post office at Tajov is featured, it being Murgáš's birth-place. Designer and the engraver are as for the stamp.

[All stamps and First Day covers from Slovakia are printed by the Post Printing House in Prague (Czech Republic) unless stated differently]

Forthcoming Issues for 1994

The following stamps are scheduled for 1994 but, as usual, the list is always subject to alteration:-

- 31.5.94 - World Non-Smoking Day
- 10.6.94 - World Football - USA
- 23.6.94 - Slovak Olympic Committee
- 4.7.94 - Protection of Nature (Birds x 3)
- 14.7.94 - Personalities (II) (3)
- 20.7.94 - King Svatopluk - 1100 yrs. (sheetx4)
- 1.8.94 - UPU 120th Anniversary
- 10.8.94 - Banská Bystrica P.O. (defin.)
- 29.8.94 - French Volunteers / Nat. Uprising (2)
- 1.9.94 - National Anthem (Block).